

**S**ince 1981, the quality, design and manufacturing of our products and dynamics of our team has made FACNOR one of the leading manufacturers of marine equipment in the world today.

Through extensive research, we have developed products with simple and logical answers to many of the problems that exist in reefing and furling systems today. Our products not only have exceptional performance, but are also very easy to install, especially for the private boat owner. As a result of this research, we are able to offer a 3 year warranty on our "SD" and "R" reefing/furling systems. FACNOR has many patents both in France and abroad as a result of their desire to produce the most practical reefing/furling systems on the market today.

Whatever type of sailing you enjoy, from cruising to racing, the FACNOR systems allow you to choose the most suitable products for your sailing needs.

FACNOR products are distributed throughout France by more than 120 marine dealers and we export worldwide to over 40 agents who have their own sales network (Europe, U.S.A., Japan, Australia, etc...).



**T**he furling drum is made completely of aluminium. The drum is precision machined and then anodized. Two stainless sealed ball bearings ensure smooth and maintenance free operation. The drum assembly is attached to the lower end of the forestay, which may be an eye or a rigging screw. A stainless bolt passes through, the drum, the lower forestay eye and a toggle. This toggle is attached to the steamhead. Facnor link plates (see "Turnbuckle kit") of varying lengths can be supplied if required. These link plates will be required if a rigging screw is fitted. Nylon bushings are fitted to insulate the stainless steel bolt from the aluminium drum. Four stainless steel guards prevent the reefing line from falling off the drum.

**T**he halyard swivel is made from extruded aluminium. It is precision machined and anodized. The swivel utilizes stainless steel ball bearings which guarantees smooth operation even under heavy loads.


The furling section is slightly elliptical in shape and has two sail grooves. The sections are supplied in 2 meters (6 ft) lengths for easy transport and installation. The installation of the furling system can be done while the mast is up and normally does not require going aloft or cutting the headstay.



## **T**echnical information



**① Halyard deflector wheel**  
The deflector wheel is fitted to the top of the extrusion to prevent halyard wrap.



**② Sheave Box**  
This sheave box system is fixed at the top of the extrusion by means of a rope halyard which runs down the extrusion to the drum through a sheave at the top. This integral halyard can be used as a reefing line. We plan to offer this simple and inexpensive system on models SD 70B to SD 150B.



**③ Section connections**  
The furling sections are joined together by means of a 50 cm (1.50ft) long inner connector and four stainless steel screws. All sections and connectors are pre-drilled counter-sunk and tapped for easy installation. The screws come specially coated to insulate them from corrosion and prevent loosening. Two split nylon bushings are fitted around the forestay and inserted into each end of each connection. This keeps the forestay centred in the furling section and insulated from corrosion.



**④ Turnbuckle kit**  
No cutting of the forestay required. Our systems allow room for the large turnbuckles within the furling drum assembly.



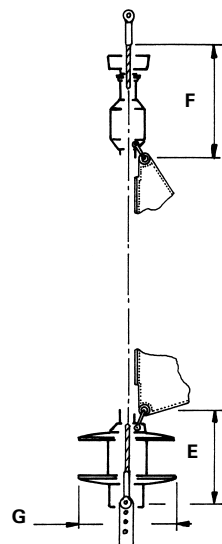
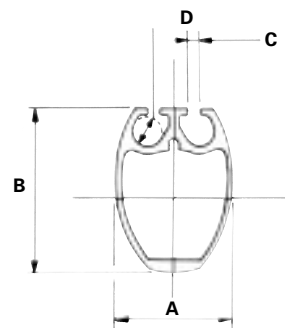
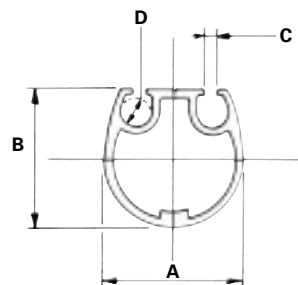
**⑤ Telescopic system**  
The overall length of the furling system is adjusted by means of a telescopic section. Fitting time is therefore considerably reduced as no measuring or cutting is required.



**⑥ Removable drum**  
The furling drum can be removed to transform the reefing gear to a twin luff groove headfoil for full hoist genoas. Removal is very quick and easy (standard on "R" range).

# M

## Measurements and technical information



	S 30	S 38	S 46	S 54
A	30	39	47	63
B	31	40,2	48	40,2
C	3	3	3	3
D	Ø 7	Ø 8	Ø 8	Ø 8

	R 14	R 24	R 34
A	22	25	34,5
B	31,5	36	49
C	2,7	2,7	2,7
D	Ø 5,5	Ø 7	Ø 8

	SD 60	SD 70	SD 80	SD 100	SD 130	SD 150	SD 165	SD 180	SD 200	SD 260	SD 290	SD 320
E	140	140	150	150	170	170	170	225	225	225	245	295
F	270	270	270	270	270	330	330	330	365	365	365	450
G	130	130	130	150	150	150	165	200	200	240	240	330

	R 80	R 100	R 130	R 150	R 200	R 260	R 290
E	150	150	170	170	225	225	245
F	270	270	270	305	305	360	360
G	130	130	150	165	207	207	240

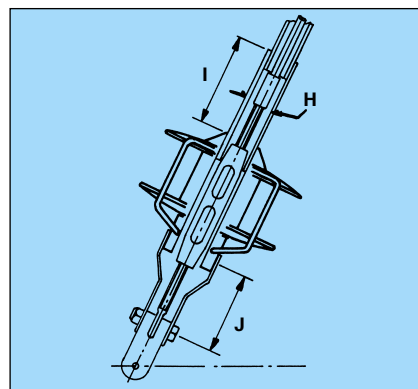
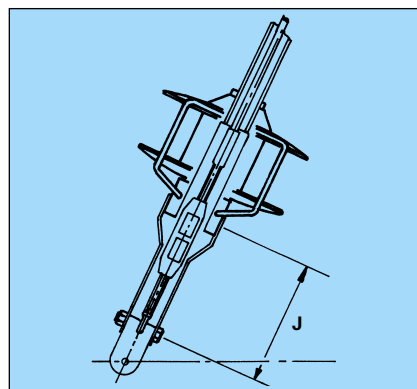
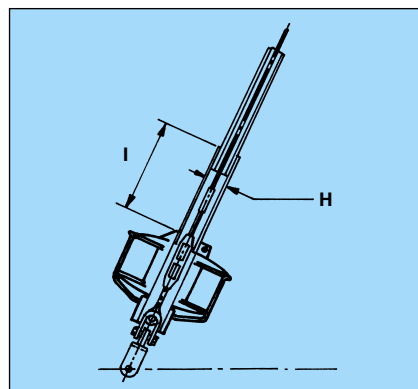
# D

## DRUM FITTINGS WITH A RIGGING SCREW

Fitting with Internal turnbuckle

Fitting with turnbuckle kit

Fitting with Internal turnbuckle and turnbuckle kit



	SD 60	SD 70	SD 80	SD 100	SD 130	SD 150	SD 165	SD 180	SD 200	SD 260	SD 290	SD 320
H	45	45	45	45	45	45	45	45	60	60	60	80
I	200	200	200	200	200	200	200	200	250	250	250	250
J	55/175/265	55/175/265	55/175/265	55/175/265	55/175/265	55/175/265	55/175/265	140/265	140/265	140/265	140/265/380	150/380

	R 80	R 100	R 130	R 150	R 200	R 260	R 290
H	45	45	45	45	60	60	60
I	200	200	200	200	250	250	250
J	55/175/265	55/175/265	55/175/265	55/175/265	140/265	140/265	140/265/380

# G

## General features

### PERFORMANCE - "SD" RANGE

MODEL :	SD 70	SD 80	SD 100	SD 130	SD 150	SD 165	SD 180	SD 200	SD 260	SD 290	SD 320
Boat Length M. Ft.	6 - 7 18 - 22	6,5 - 7,5 22 - 25	7 - 8,5 25 - 28	8 - 9 26 - 32	8 - 10 26 - 33	9 - 10,5 30 - 37	9,5 - 11 32 - 38	9,5 - 11,5 33 - 39	10,5 - 12 35 - 42	12 - 16 42 - 52	14 - 20 45 - 62
Ø Forestay mm ins	3 - 5 1/8 - 3/16	4 - 5 5/32 - 3/16	5 - 6 3/16 - 1/4	6 - 7* 1/4 - 9/32*	6 - 8 1/4 - 5/16	6 - 8 1/4 - 5/16	8 - 10* 5/16 - 3/8*	8 - 10 5/16 - 3/8	10 - 12 3/8 - 1/2	12 - 14* 1/2 - 9/16*	16 - 19 5/8* - 3/4*
* for fitting with swage turnbuckle or manuel terminal											
DRUM :	D 70	D 80	D 100	D 130	D 150	D 165	D 180	D 200	D 260	D 290	D 320
Stainless steel bearings	2	2	2	2	2	2	2	2	2	2	2
Max Ø Pin mm-ins	8 - 5/16	8 - 5/16	10 - 3/8	12 - 1/2	12 - 1/2	12 - 1/2	14 - 9/16	14 - 9/16	16 - 5/8	19 - 3/4	20 - 7/9
SECTION :	S 30	S 30	S 30	S 30	S 38	S 38	S 38	S 46	S 46	S 46	S 54
Material	6063 T6	6063 T6	6063 T6	6063 T6	6063 T6	6063 T6	6063 T6	6063 T6	6063 T6	6063 T6	6063 T6
Diameter	30 mm	30 mm	30 mm	30 mm	38 mm	38 mm	38 mm	46 mm	46 mm	46 mm	54 mm
Number of grooves	2	2	2	2	2	2	2	2	2	2	2
Groove Ø mm/ins	7 - 9/32	7 - 9/32	7 - 9/32	7 - 9/32	8 - 5/16	8 - 5/16	8 - 5/16	8 - 5/16	8 - 5/16	8 - 5/16	8 - 5/16
Section Length M/ft	2 - 6'7"	2 - 6'7"	2 - 6'7"	2 - 6'7"	2 - 6'7"	2 - 6'7"	2 - 6'7"	2 - 6'7"	2 - 6'7"	2 - 6'7"	2 - 6'7"
Section Weight	0,57 kg	0,57 kg	0,57 kg	0,57 kg	0,85 kg	0,85 kg	0,85 kg	1,05 kg	1,05 kg	1,05 kg	1,35 kg
Connection	by screws	by screws	by screws	by screws	by screws	by screws	by screws	by screws	by screws	by screws	by screws
HALYARD SWIVEL :	C 30	C 30	C 30	C 30	C 38	C 38	C 38	C 46	C 46	C 46	C 54
Stainless steel bearings	2	2	2	2	2	2	2	2	2	2	2
SHEAVE BOX :	B 30	B 30	B 30	B 30	B 38						
OPTIONAL : ●											
Split drum	●	●	●	●	●	●	●	●	●	●	●
Turnbuckle kit	●	●	●	●	●	●	●	●	●	●	●
Internal turnbuckle	●	●	●	●	●	●	●	●	●	●	●
Alternate length	●	●	●	●	●	●	●	●	●	●	●

### RACING - "R" RANGE

MODEL :	R 80	R 100	R 130	R 150	R 200	R 260	R 290
Boat length	6,5 - 8 m	8 - 9 m	8 - 10 m	9 - 11,5 m	10 - 13 m	10 - 13 m	12,5 - 18 m
Max. Ø Forestay mm inch	5 5/32	6 1/4	6 1/4	8 5/16	10 3/8	10 3/8	12 1/2
Max. Rod Ø (Ref)	-06	-08	-10	-17	-22	-22	-30
DRUM :	R 80	R 100	R 130	R 150	R 200	R 260	R 290
Stainless steel bearings	2	2	2	2	2	2	2
Seals	2	2	2	2	2	2	2
Max. Furling line Ø	8	8	8	8	10	10	12
Pin Ø	6 - 10 mm	6 - 10 mm	6 - 10 mm	6 - 12 mm	8 - 14 mm	12 - 14 mm	14 - 18 mm
Split drum	standard	standard	standard	standard	standard	standard	standard
SECTION :	R 14	R 14	R 14	R 24	R 24	R 34	R 34
Material	6063 T6	6063 T6	6063 T6	6063 T6	6063 T6	6063 T6	6063 T6
Dimensions in mm	22 x 31	22 x 31	22 x 31	24 x 36	24 x 36	34 x 49	34 x 49
Number of grooves	2	2	2	2	2	2	2
Groove Ø	5 mm	5 mm	5 mm	7 mm	7 mm	8 mm	8 mm
Weight/Meter	0,451 kg 0,30 lb/ft	0,451 kg 0,30 lb/ft	0,451 kg 0,30 lb/ft	0,555 kg 0,37 lb/ft	0,555 kg 0,37 lb/ft	0,991 kg 0,66 lb/ft	0,991 kg 0,66 lb/ft
Length section	3,1 m/10'	3,1 m/10'	3,1 m/10'	3,1 m/10'	3,1 m/10'	3,1 m/10'	3,1 m/10'
Type of connection	Screws	Screws	Screws	Screws	Screws	Screws	Screws
HALYARD SWIVEL :	C 14	C 14	C 14	C 24	C 24	C 34	C 34
Stainless steel bearing	2	2	2	2	2	2	2
OPTIONS : ●							
Turnbuckle kit	●	●	●	●	●	●	●
Internal turnbuckle	●	●	●	●	●	●	●

## Information and brochures



**facnor**  
ENROULEURS DE VOILES

Parc d'Activités, B.P. 222  
50550 ST-VAAST-LA-HOUGUE  
Tél. : (33) 02 33 88 50 22 +  
Fax : (33) 02 33 23 14 27  
www.facnor.com