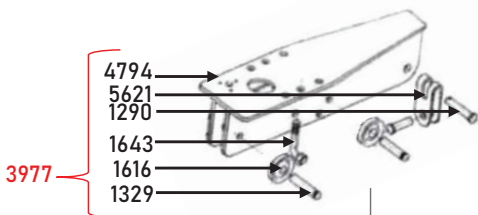
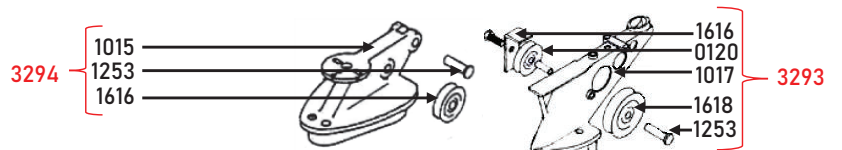


# Mast Sections



**Z265**

3032



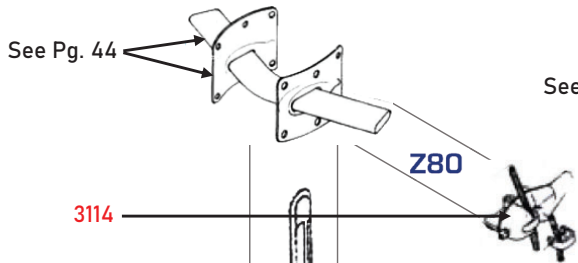
4090

3754

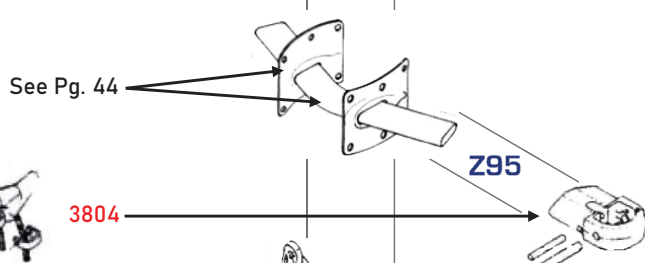
1620 T4  
1621 T5  
1622 T6

**Z265T**

**Z265 7/8**



**Z80**



**Z95**

Red = Assembly      P = Plastic      M = Metal      Ø = Diameter